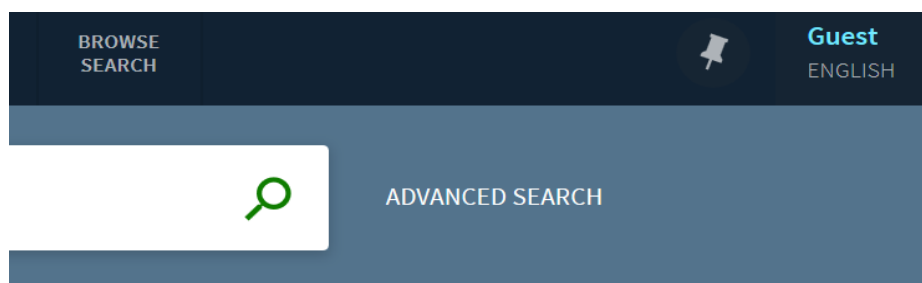


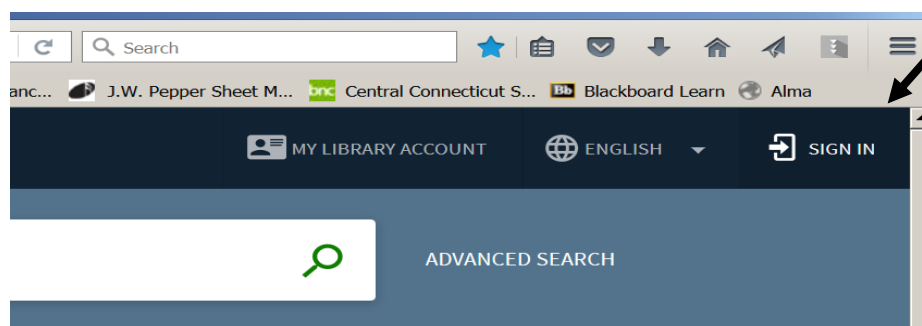
CCSU Users:

In order to take full advantage of all the features within Central Search:

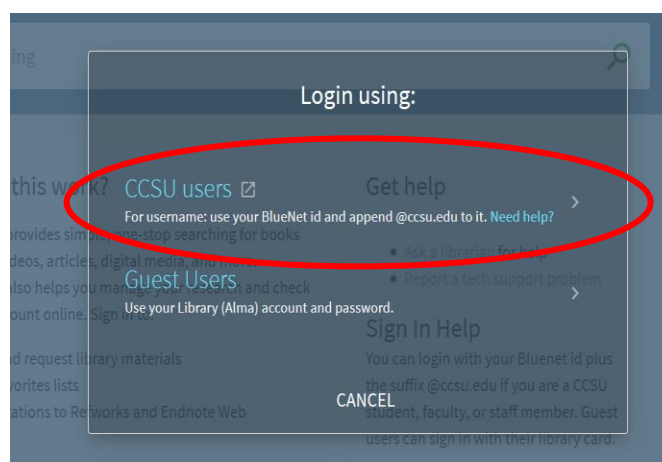
1. Click on “Guest” in the upper right corner.



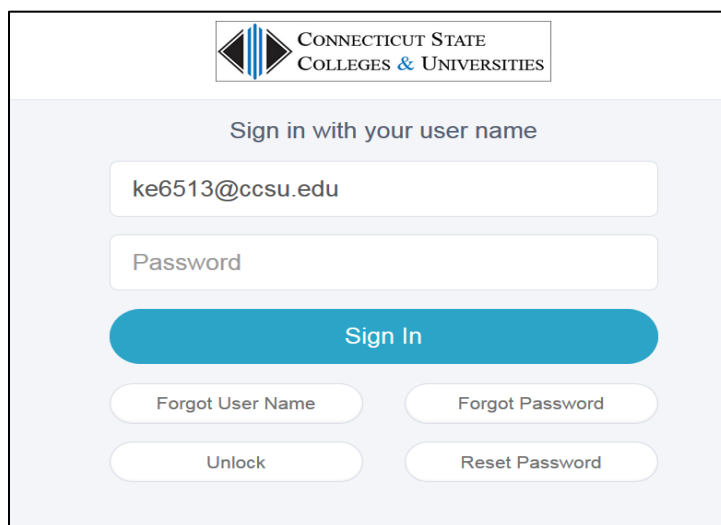
2. Click “Sign In”.



3. Click on “CCSU users” if you have a Bluenet Username (BlueNet id).*
Community/Guest Borrowers should see Circulation to receive a new password.

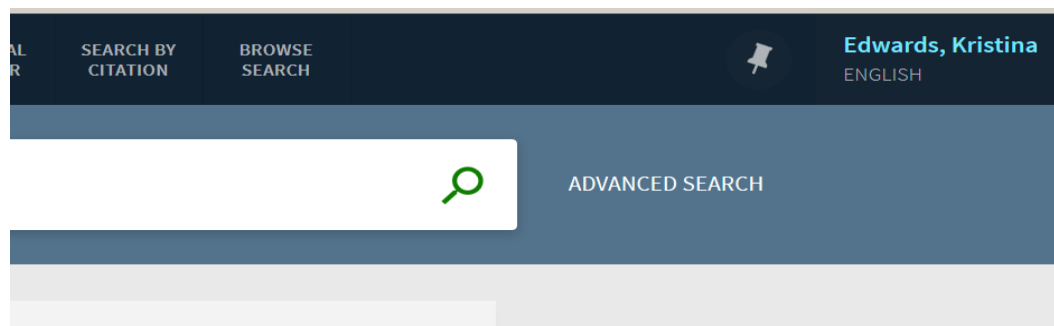


4. Enter your Bluenet ID and include @ccsu.edu for the User Name (ex. Js9999@ccsu.edu) and your password.



The image shows the login page for Connecticut State Colleges & Universities. At the top is the logo and name. Below it, the text "Sign in with your user name" is displayed. There are two input fields: one for the user name containing "ke6513@ccsu.edu" and one for the password labeled "Password". A blue "Sign In" button is centered below the fields. At the bottom, there are four buttons: "Forgot User Name", "Forgot Password", "Unlock", and "Reset Password".

5. You will know that you are logged in when you see your name in the upper right corner instead of "Guest".



Please Contact the Circulation Desk if you have difficulty logging into your library account

circulation@ccsu.edu or 860-832-3410